

PUMP PAINT AND GRAPHICS FORM - MODEL 8753E

CUSTOMER: _____ ORDER #: _____

1. SELECT FINISH OPTIONS:

- PUMP SHOULD BE FINISHED WITH STANDARD PAINT AND GRAPHICS (COMPLETE SECTION 2 BELOW)
- PUMP SHOULD BE FINISHED WITH CUSTOM PAINT AND GRAPHICS (COMPLETE SECTIONS 2 & 3 BELOW)

2. COMPLETE MECHANICAL COMPUTER DISPLAY INFORMATION:

LE # (IF KNOWN): _____

OR

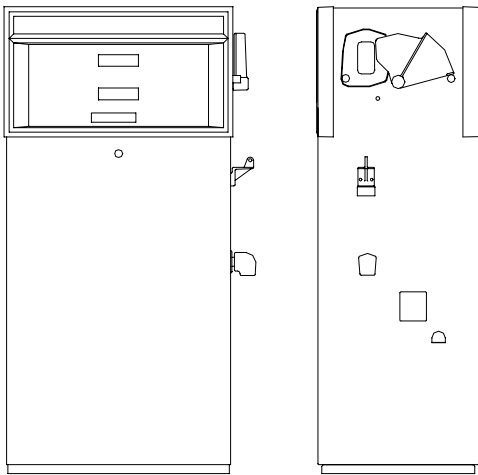
COUNTRY OF DESTINATION	
MAXIMUM PRICE POSTING	

DECIMAL POSITIONS	OTHER
TOTAL SALE (00.00)	
UNIT OF MEASURE (000.0)	
PRICE (0.000)	

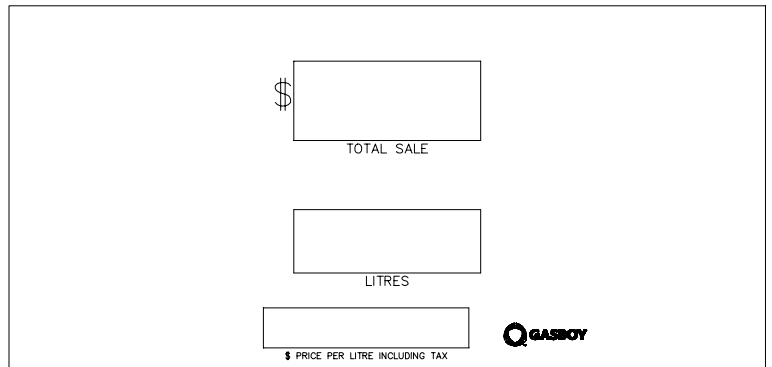
Complete Step 3 for custom paint and graphics only.

3. CUSTOM PAINT AND GRAPHICS SPECIFICATIONS:

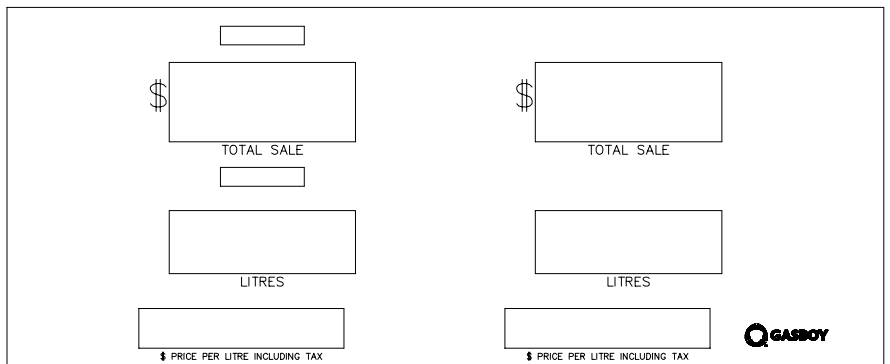
The diagrams below show the standard layouts. Complete the back of this sheet for custom graphics.



Standard Single Dial Enclosure



Standard Twin Dial Enclosure



Bezel portion of dial enclosure and base of dispenser are always black.

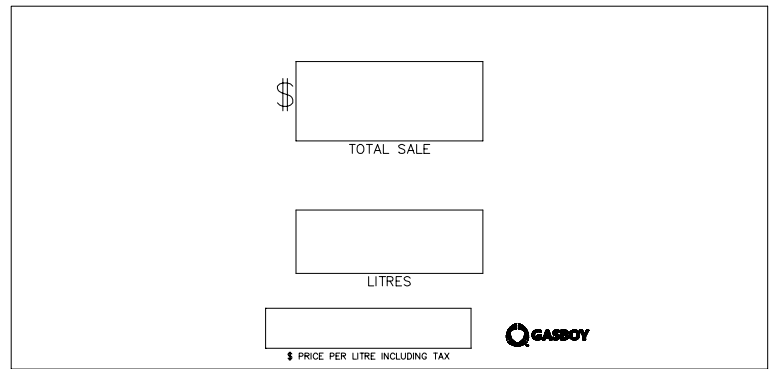
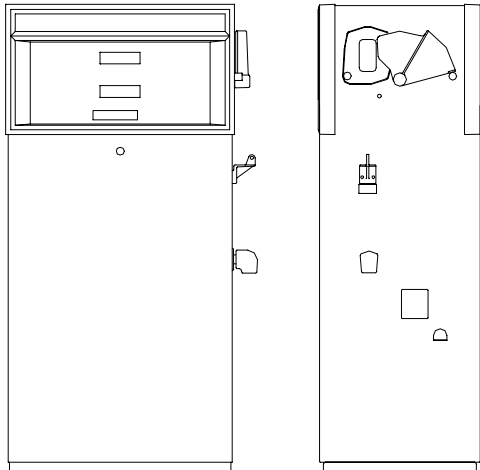
Dial enclosures: white background, black text.

Standard exterior panel colors: white front and rear doors, black top and sides.

CUSTOM PAINT AND GRAPHICS SPECIFICATIONS (CONTINUED)

Complete chart below indicating custom specifications. For each custom specification, place an X in the OTHER column; describe the change in the DESCRIPTION column and use the pictures below to indicate positioning of logos or relocation of text. Painted stainless steel is not available.

INFORMATION REQUIRED (STANDARD)	OTHER	DESCRIPTION
Total Sale (TOTAL SALE)		
Currency Symbol (\$)		
Unit of Measure (LITRES)		
Price (\$PRICE PER LITRE INCLUDING TAX)		
Dial Enclosure Colors (White background, black text)		
Door Color (040403 White)		
Top and Side Colors (040401 Black)		
Ad Panel (Text, if required is black on white background centered on panel)		



NOTES:

Provide graphics camera-ready or as computer files in .DXF or .DWG format.

Be sure to indicate size and location of special painting or graphics.

Enclose paint chip samples or Gasboy paint part number.

